



2021-2022
Budget Hearing
June 14, 2021

General Fund 2021- 2022

Assumptions

- Pupil Count of 999.01 (blended fall 2021 & spring 2021 <27)
- Foundation Grant of \$8,261 (>\$150– proposed)
- Special Programs – Revenue=Expense (Title, At Risk, ESSER, Land Sales and more)
- Insurance >3.7%
- MPSERS rate of 28.23% (>.02% - UAAL fully funded)
- Bus purchases – Bond funds
- Athletics – Club sports moved to GF
- Contracts – Negotiations
- Millage Rates
 - Non-Homestead – 18.0000 mills
 - Debt Retirement – 7.60mills



Ravenna Public Schools

RAVENNA PUBLIC SCHOOLS
GENERAL FUND BUDGET - PROPOSED
2021-2022

		<u>PROPOSED BUDGET</u>	
REVENUE			
1xx-2xx	LOCAL	\$814,381	
3xx	STATE	\$9,322,864	
4xx	FEDERAL	\$928,172	
5xx-6xx	INCOMING TRANSFERS	<u>\$206,000</u>	
	TOTAL REVENUES	\$11,271,417	
 EXPENDITURES			
INSTRUCTION:			
11x	BASIC INSTRUCTION	\$4,657,736	
12x	ADDED NEEDS	\$1,743,551	
SUPPORT SERVICES:			
21x	PUPIL SUPPORT	\$1,171,852	
22x	INSTRUCTIONAL SUPPORT	\$300,168	
23x	GENERAL ADMINISTRATION	\$420,115	
24x	SCHOOL ADMINISTRATION	\$598,797	
25x	BUSINESS ADMINISTRATION	\$264,467	
26x	OPERATIONS/MAINTENANCE	\$1,189,134	
27x	TRANSPORTATION	\$537,202	
28x-29x	CENTRAL SERVICES	\$686,934	
3xx	COMMUNITY SERVICES	\$13,965	
4xx-6xx	OUTGOING TRANSFERS	<u>\$87,409</u>	
	TOTAL EXPENDITURES	\$11,671,330	
	REVENUES OVER (UNDER) EXPENDITURES	\$ (399,913)	
	FUND BALANCE 6/30/2021	\$1,546,833	13.07%
	PROJECTED FUND BALANCE 6/30/2021	\$1,146,920	10.18%

Let's Zoom In

Revenues

Local Revenues	\$ 814,381	
State Revenues	\$ 9,322,864	
Federal	\$ 928,172	
Transfer-In	\$ 206,000	
Totals/Chg	\$ 11,271,417	\$ (560,708)

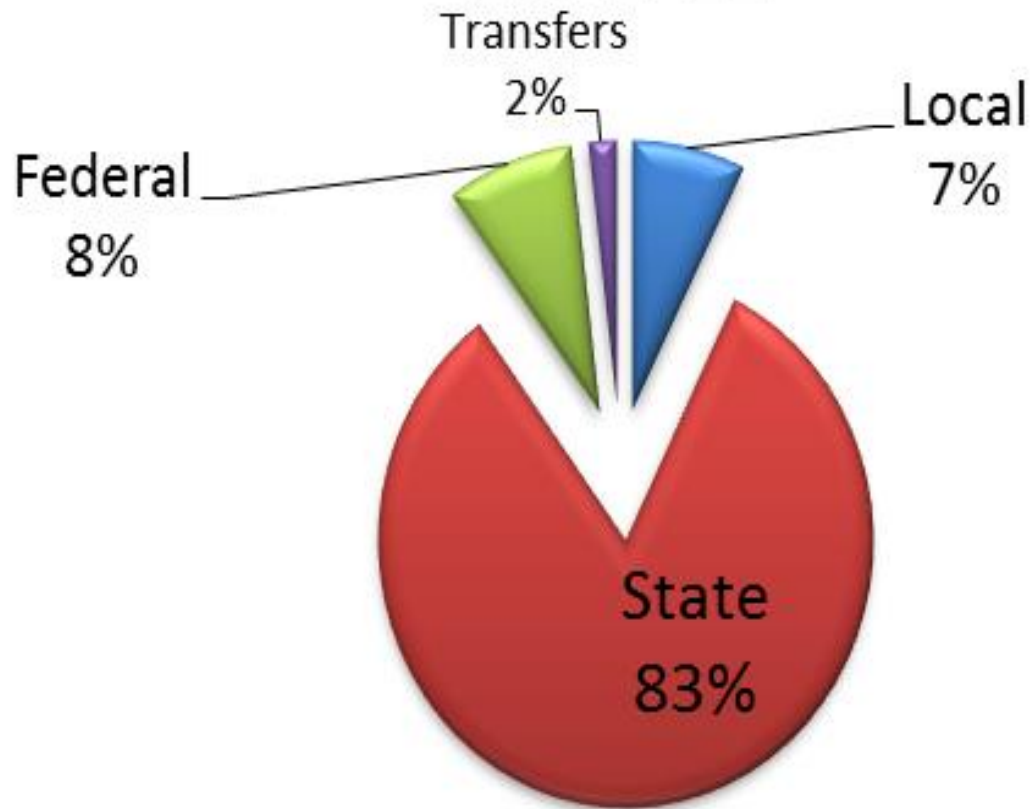
Expenses

Total Instructional	\$ 7,873,307	
Total Support Services	\$ 3,696,649	
Community Services/Trans	\$ 101,374	-
Totals/Chg	\$ 11,671,330	\$ (279,072)

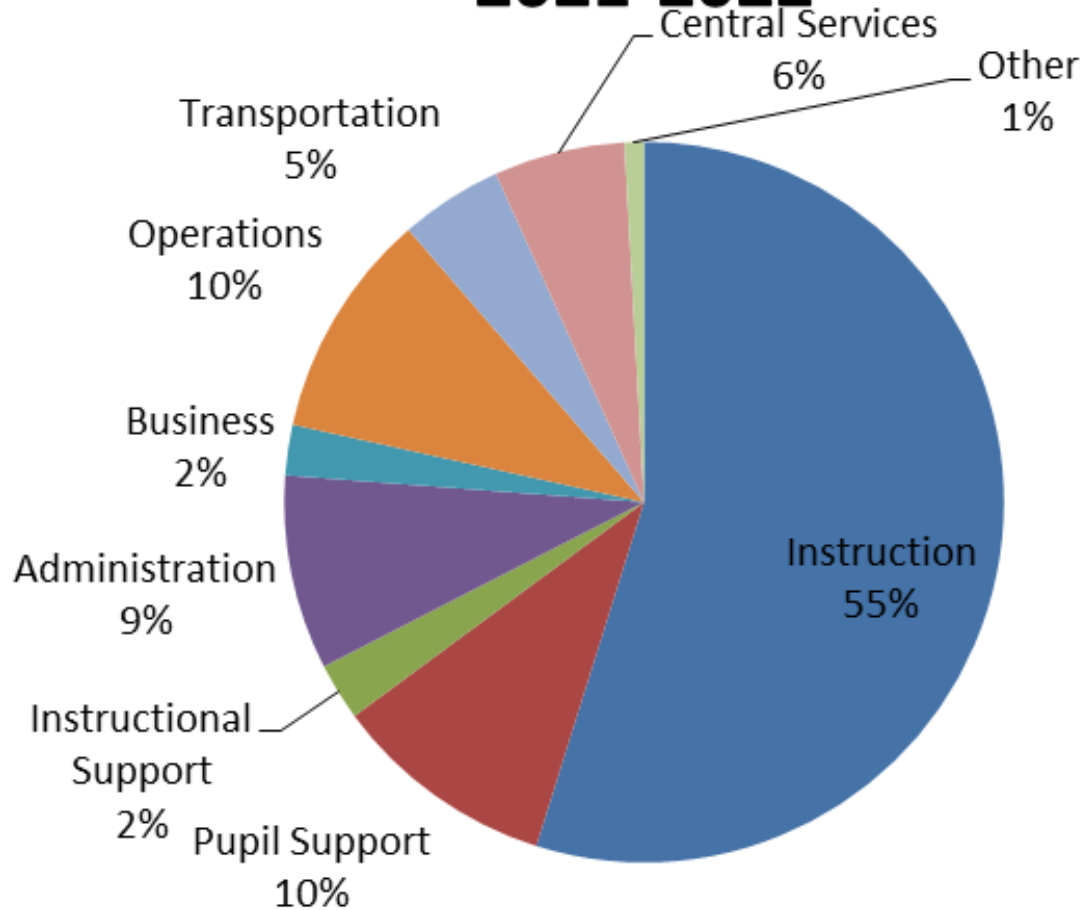
Revenue/Expenditures = **(\$399,913)**

Ravenna Public Schools Revenues

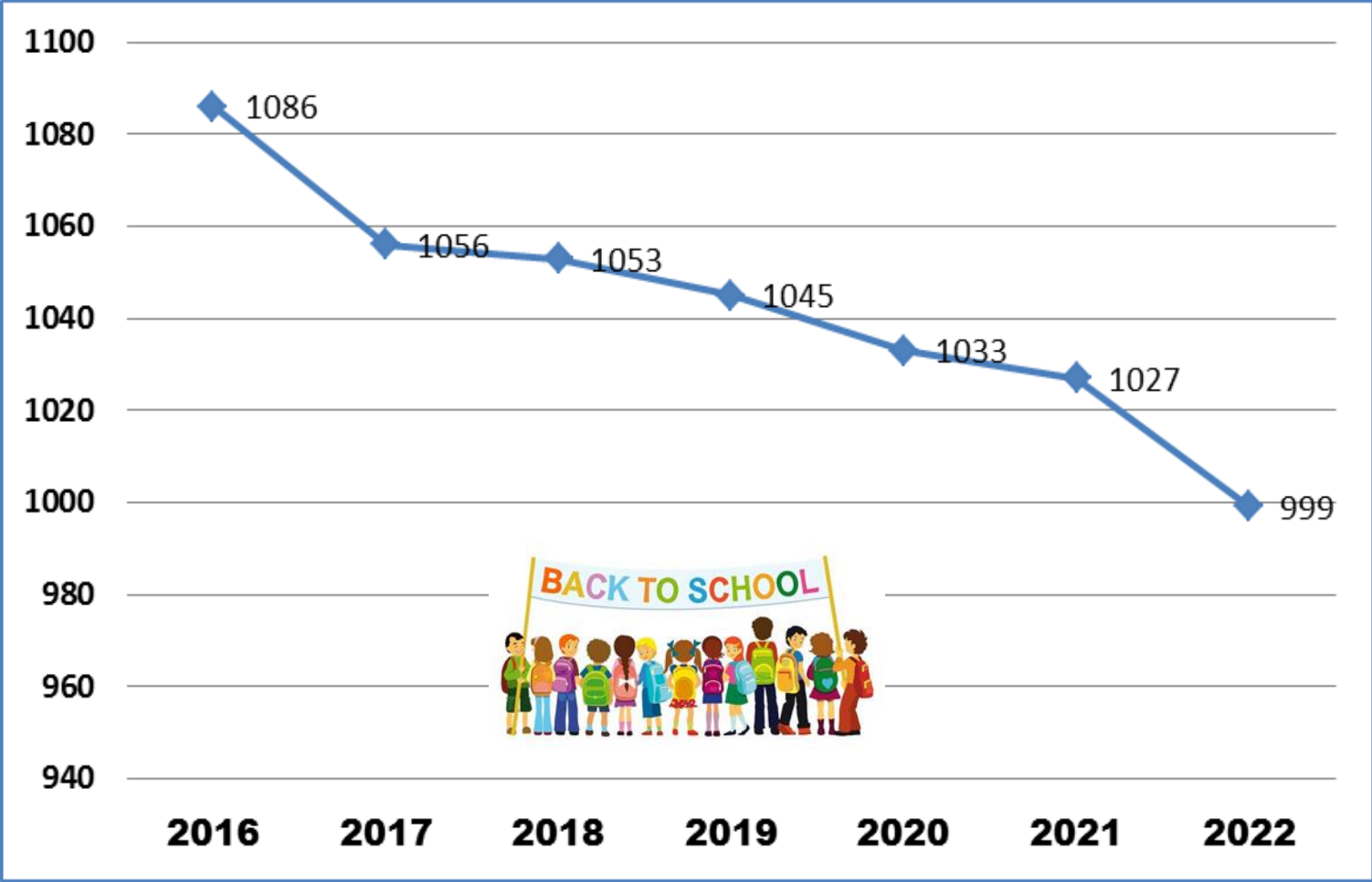
2021-22



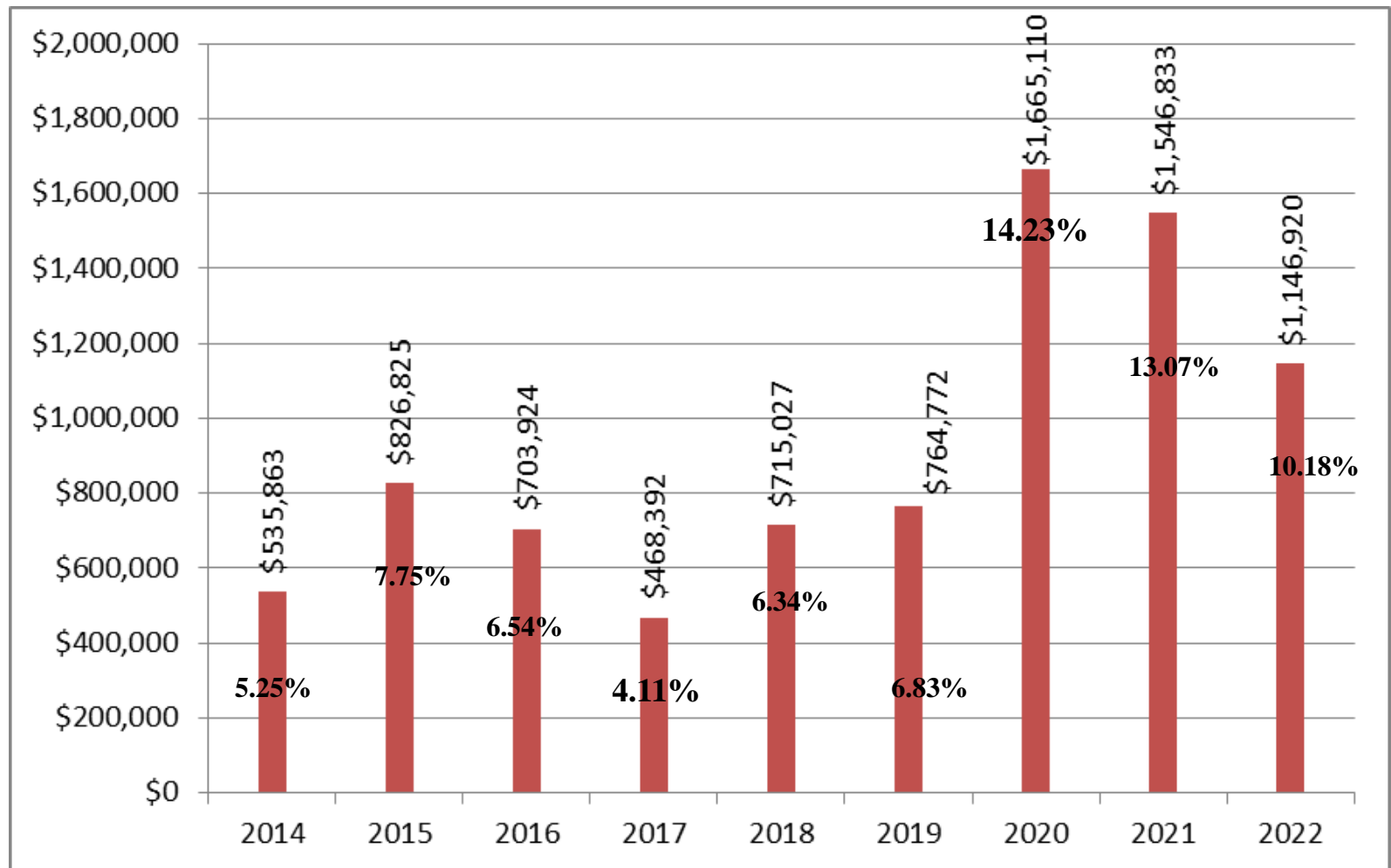
Ravenna Public Schools Expenses 2021-2022



Ravenna Public Schools- Student Blended Count

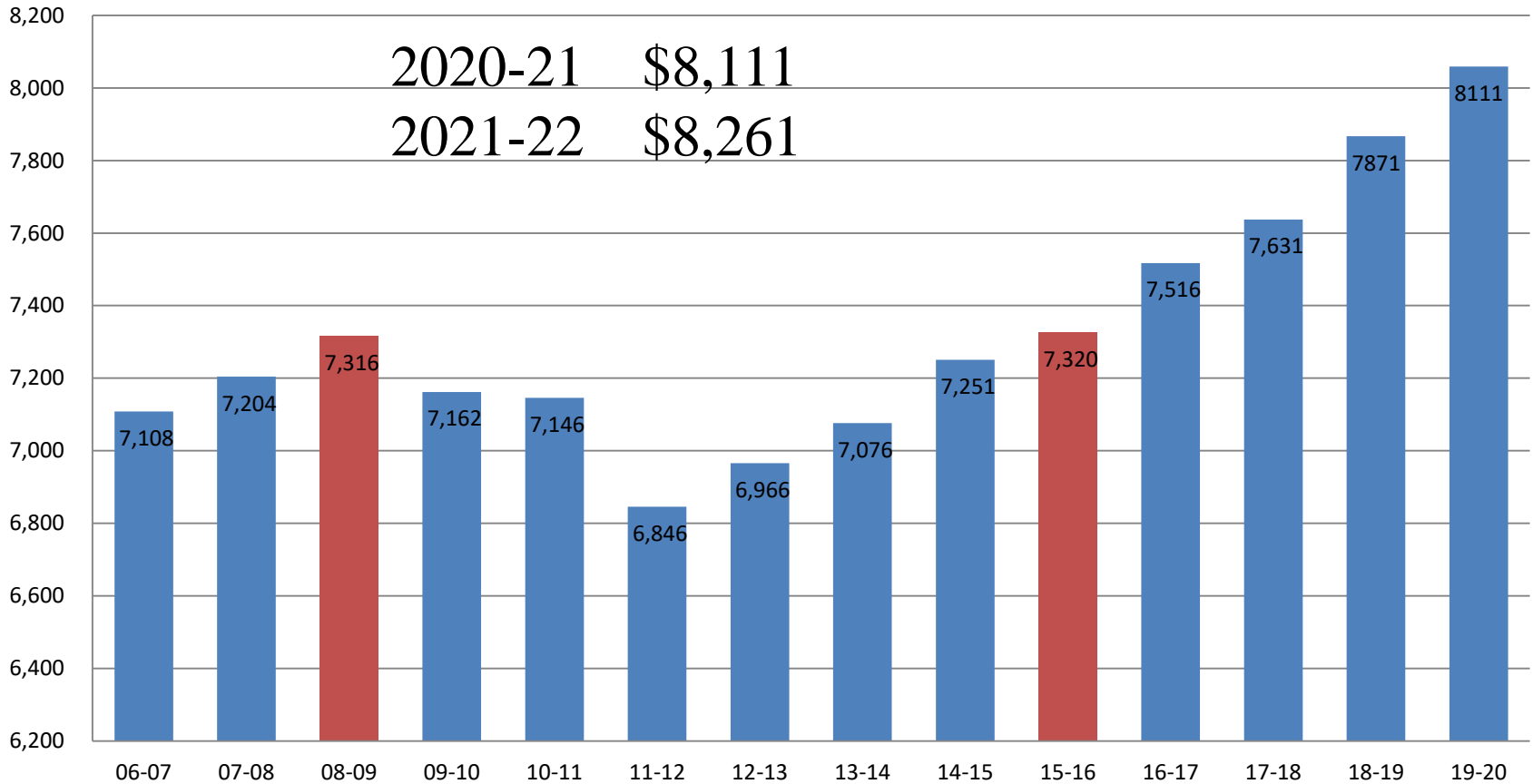


Ravenna Public Schools Fund Balance Trends



Target 8% – 2 months expenditures – 17.25%

Foundation Allowance Trends



Ranging \$150-\$300 per pupil
Variance for RPS \$150 vs \$300 = \$150,000

Let's Talk 2020-21 Amendment



Ravenna Public Schools

RAVENNA PUBLIC SCHOOLS GENERAL FUND BUDGET - FINAL AMENDMENT 2020-2021

	JUNE APPROVED BUDGET	MARCH REVISED BUDGET	JUNE FINAL BUDGET	CHANGE
REVENUE				
1xx-2xx LOCAL	\$914,916	\$1,288,298	\$1,085,186	-\$203,112
3xx STATE	\$8,266,815	\$9,308,376	\$9,211,665	-\$96,711
4xx FEDERAL	\$465,885	\$1,293,737	\$1,067,031	-\$226,706
5xx-6xx INCOMING TRANSFERS	\$478,243	\$443,243	\$468,243	\$25,000
TOTAL REVENUES	\$10,125,859	\$12,333,654	\$11,832,125	-\$501,529
EXPENDITURES				
INSTRUCTION:				
11x BASIC INSTRUCTION	\$3,848,702	\$4,485,319	\$4,634,428	\$149,109
12x ADDED NEEDS	\$1,805,611	\$2,013,149	\$1,722,881	-\$290,268
SUPPORT SERVICES:				
21x PUPIL SUPPORT	\$896,767	\$1,029,360	\$998,609	-\$30,751
22x INSTRUCTIONAL SUPPORT	\$298,991	\$528,280	\$412,791	-\$115,489
23x GENERAL ADMINISTRATION	\$377,387	\$459,227	\$456,262	-\$2,965
24x SCHOOL ADMINISTRATION	\$585,659	\$608,021	\$604,330	-\$3,691
25x BUSINESS ADMINISTRATION	\$263,518	\$312,690	\$219,245	-\$93,445
26x OPERATIONS/MAINTENANCE	\$1,200,715	\$1,532,517	\$1,572,092	\$39,575
27x TRANSPORTATION	\$648,128	\$662,584	\$639,942	-\$22,642
28x-29x CENTRAL SERVICES	\$601,138	\$621,484	\$616,897	-\$4,587
3xx COMMUNITY SERVICES	\$4,445	\$15,269	\$15,269	\$0
4xx-6xx OUTGOING TRANSFERS	\$56,540	\$387,656	\$57,656	-\$330,000
TOTAL EXPENDITURES	\$10,587,601	\$12,655,556	\$11,950,402	-\$705,154
REVENUES OVER (UNDER) EXPENDITURES	\$ (461,742)	\$ (321,902)	\$ (118,277)	-\$203,625
FUND BALANCE 6/30/2020	\$1,665,110	\$1,665,110	14.23% \$1,665,110	14.23%
PROJECTED FUND BALANCE 6/30/2021	\$1,203,368	\$1,343,208	10.89% \$1,546,833	13.07%

Why the Change?

Revenues – reduced \$501,529

- ESSER II Funds - moved to 2021-22
- Bee Project – moved to Internal Account
- Special Education (51c) – State Aid adjustment from expense to negative revenue
- ESSER Equalization \$ (11r)
- Summer School Grant

Expenses – reduced \$705,154

- All grant revenue and expenditures must match
- ESSER II
- At- Risk
- Bee Project
- Special Education Adjustment

A Year of Special Funds – COVID +

Revenue & Expense Match

- **ESSER**
 - **ESSER I – last year \$86,849**
 - **ESSER Equalization (11r)**
 - **\$92,088**
 - **ESSER II – Not released**
 - **\$370,508 total**
 - **\$161,000 current**
 - **Remainder 2021-22**
 - **ESSER III – TBD**
 - **\$250,000 in 2021-22?**
- **Other Special Projects**
 - **CARES \$361,755**
 - **Land Sales - \$244,000**
 - **Title - \$140,000**
 - **At Risk - \$396,000**
 - **Rural Tech Grant (Bee Project) - \$100,000**
 - **Summer School (23b) - \$29,000+**

OTHER MAJOR FUNDS

Source Documents in Packets

Food Service Fund (25)

	2021-2022
Total Revenue	\$595,114
Total Expenses	\$585,325
Total Rev/Exp	\$9,789
Fund Balance	\$243,087

FS – Self Sustaining

Debt Service Fund (31)

	2021-2022
Total Revenue	\$3,199,282
Total Expenses	\$3,326,255
Total Rev/Exp	(\$126,973)
Fund Balance	\$321,327

Generated by bond payments and interest due on 2008 and 2021 projects.

L-4029 Debt Levy

RPS will levy the following millage for the 2021/22

Non-homestead property* tax — for operating purposes	18.0000 mills
Debt retirement property tax — for debt retirement	
2008 bond issue	6.3000 mills
2021 bond issue	1.3000 mills
Total Mills Levied by Ravenna Public Schools:	
On homestead property	7.6000 mills
On non-homestead property*	25.6000 mills
Total Mills Levied by the State of Michigan	
on homestead and non-homestead property	6.0000 mills

*Including non-qualified agricultural properties

Summary by Fund

- General Fund = \$ 11,271,417
- Food Service = \$ 595,114
- Activity Fund = \$ 180,000
- Debt Service = \$ 3,199,282
- Technology = \$ 200,000

Grand Total = \$15,265,813





Questions?
Thank you!

Kathleen Hamilton, Director of Business
Ravenna Public Schools/MAISD
khamilton@muskegonisd.org